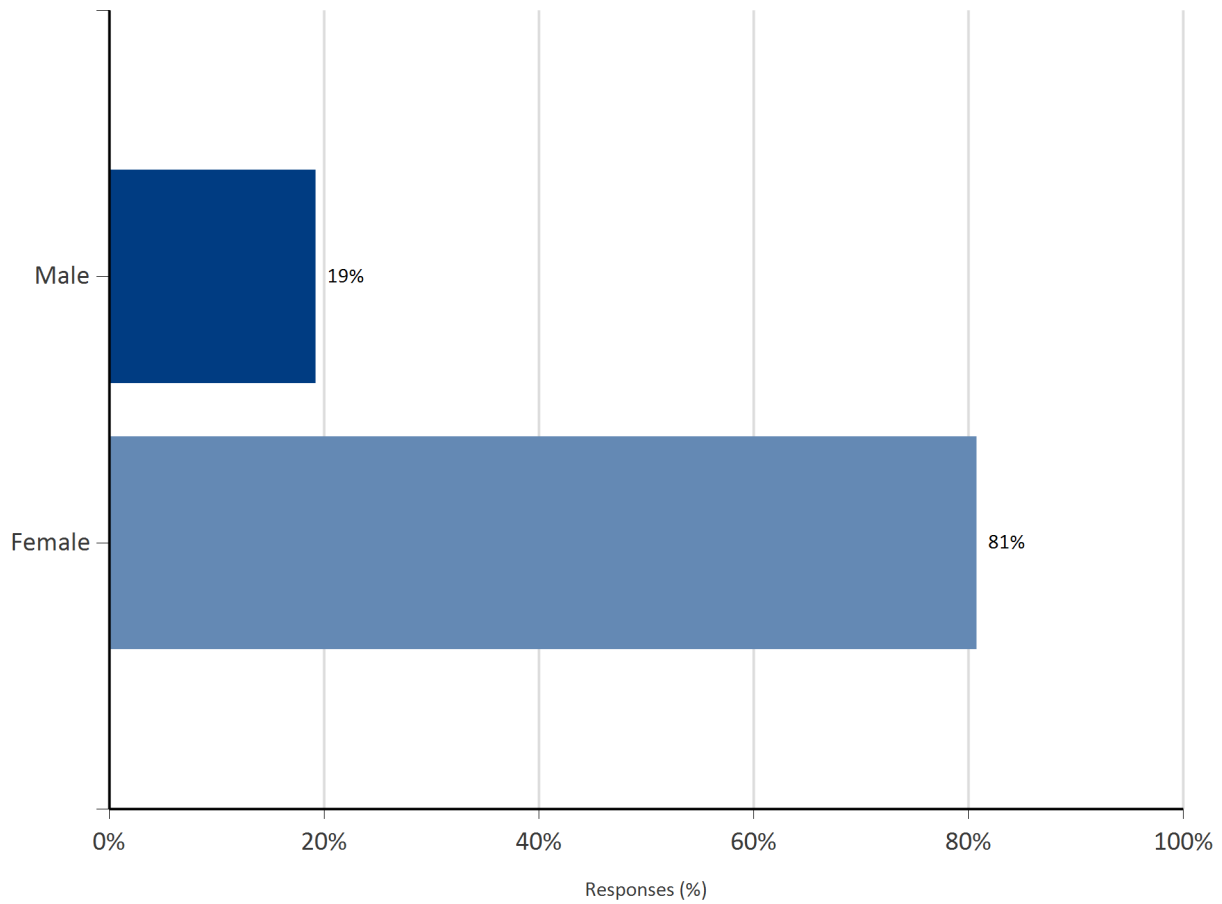


School Survey

Overview

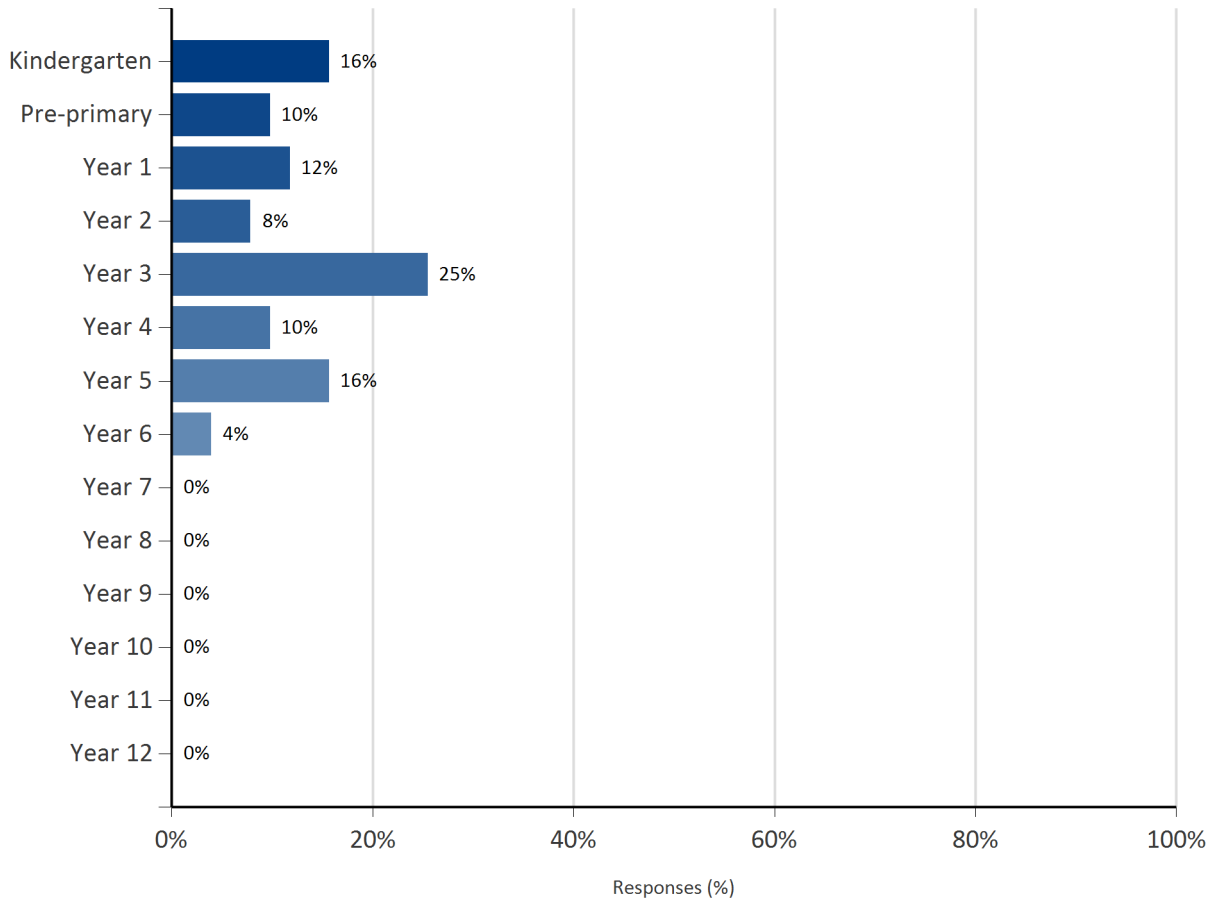
Survey title	Yokine Primary School Parent Survey 2017
Report title	Distribution - single
Organisation name	Yokine Primary School
Generation time & date	10:16AM - 04 Sep 2017
Generated by	Kim Fraser
Distribution name	Yokine Primary School Parent Survey 2017
School year	2017
Num of online responses	52
Num of manual responses	0

1 . Are you male or female?



	Male		Female	
	Num	%	Num	%
Number	10	19%	42	81%

2 . What is the Year level of the child you are considering when you answer this survey?

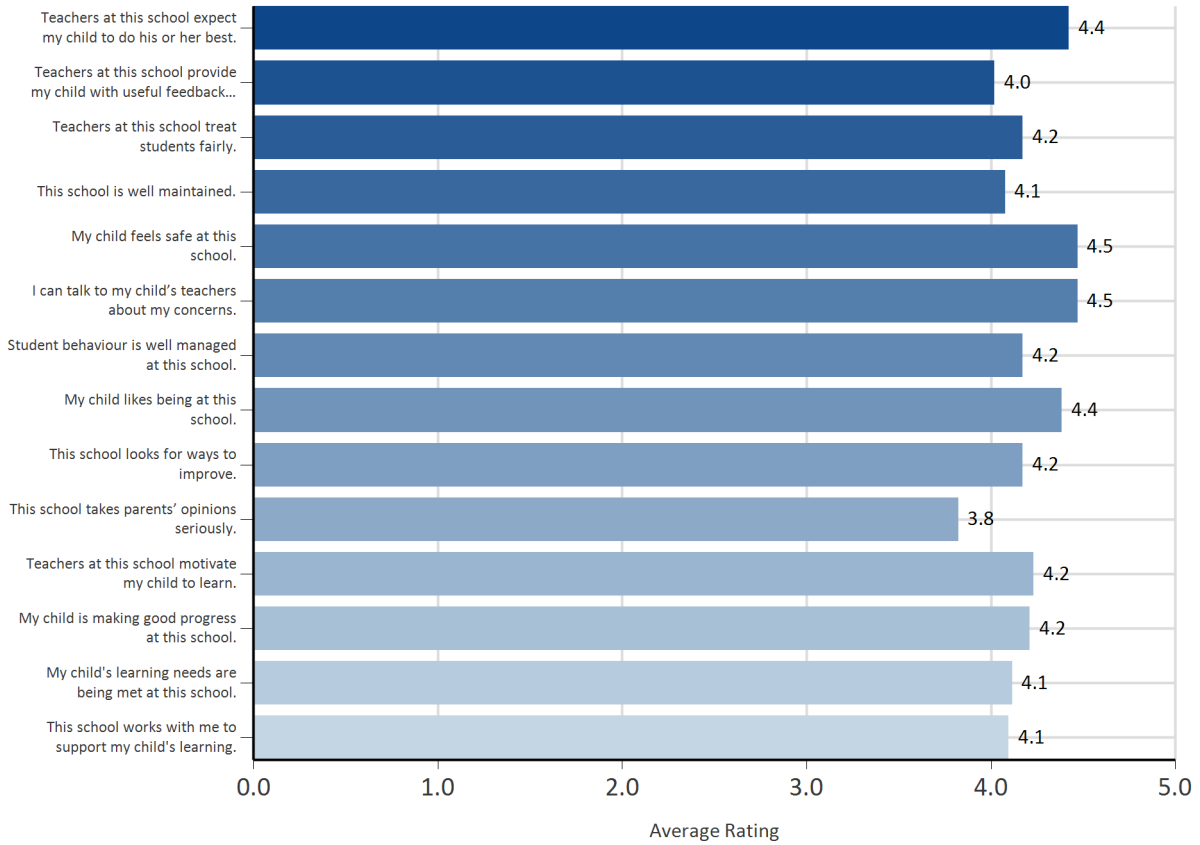


	Kindergarten		Pre-primary		Year 1		Year 2		Year 3		Year 4		Year 5	
	Num	%	Num	%	Num	%	Num	%	Num	%	Num	%	Num	%
Number	8	16%	5	10%	6	12%	4	8%	13	25%	5	10%	8	16%

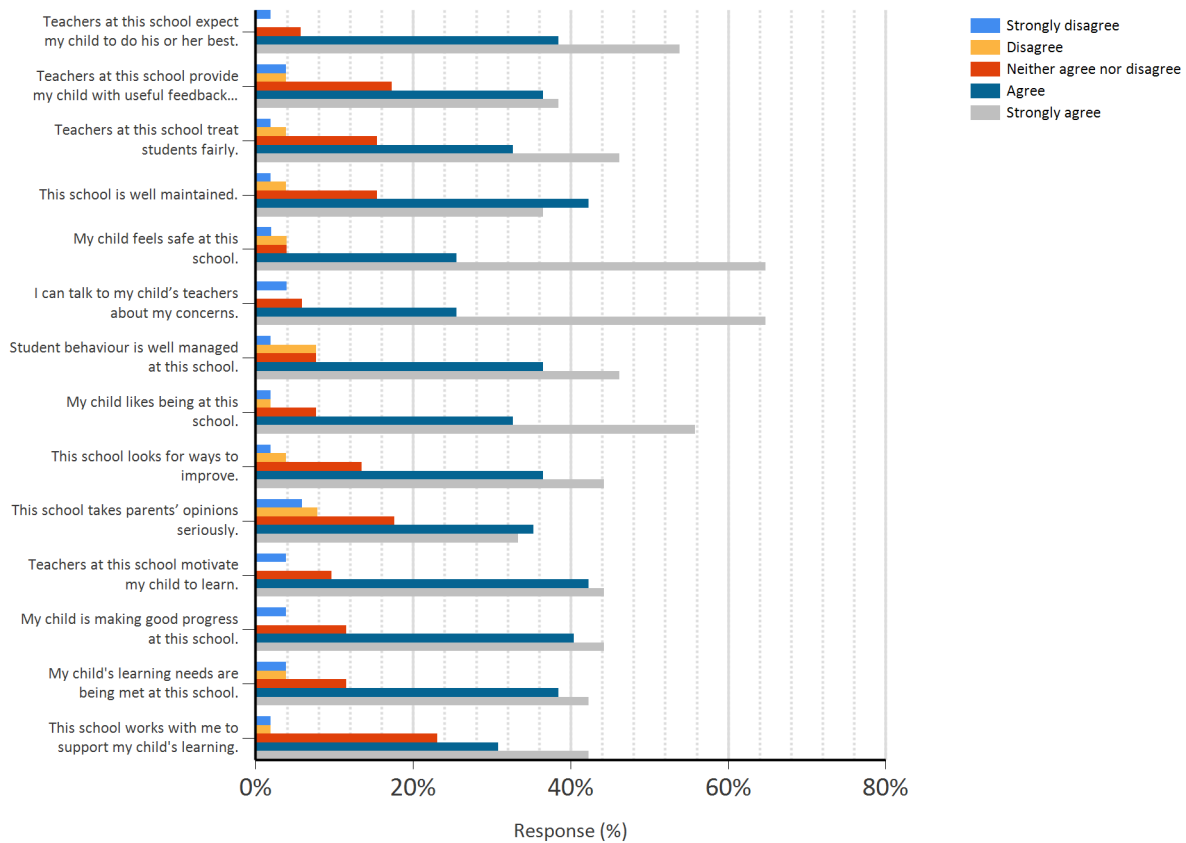
	Year 6		Year 7		Year 8		Year 9		Year 10		Year 11		Year 12	
	Num	%	Num	%	Num	%	Num	%	Num	%	Num	%	Num	%
Number	2	4%	-	-	-	-	-	-	-	-	-	-	-	-

3 . Please rate the items below

Rating	Score
Strongly agree	5
Agree	4
Neither agree nor disagree	3
Disagree	2
Strongly disagree	1



Yokine Primary School Parent Survey 2017



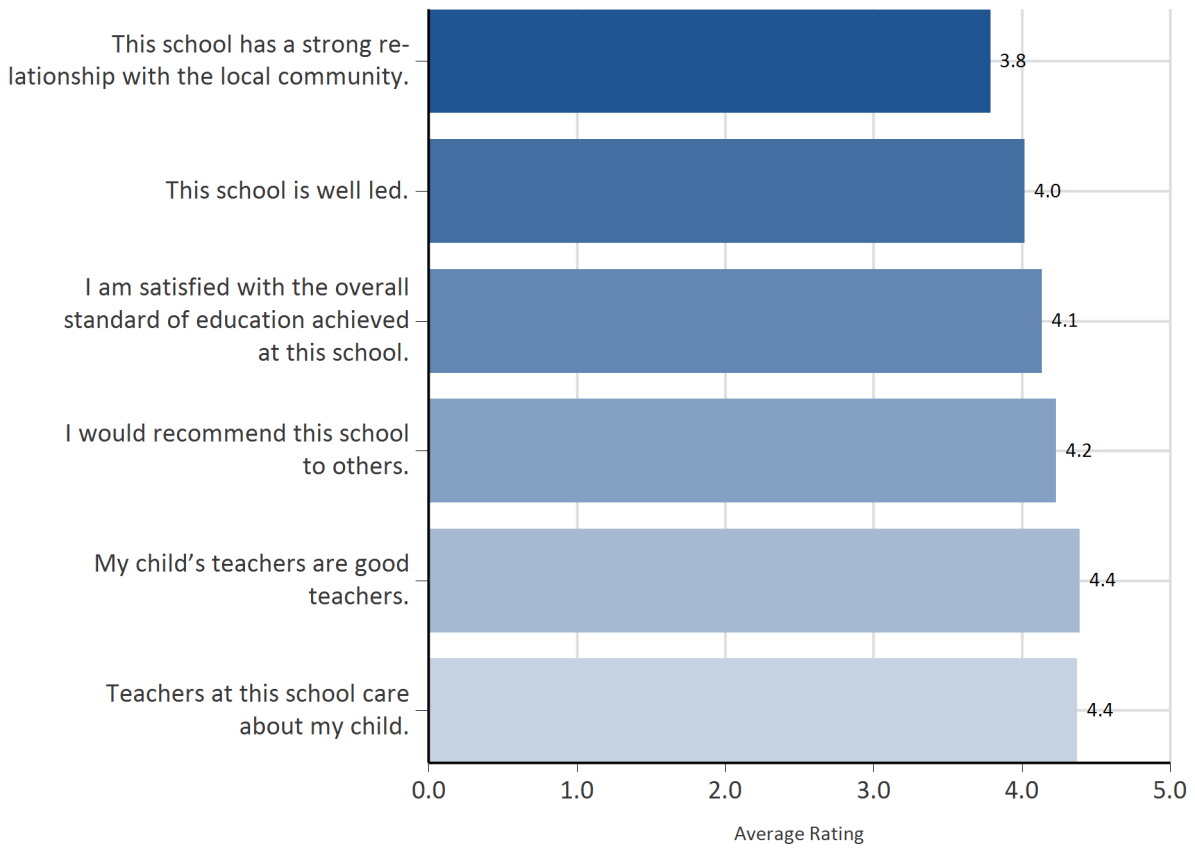
	Strongly disagree		Disagree		Neither agree nor disagree		Agree		Strongly agree	
	Num	%	Num	%	Num	%	Num	%	Num	%
Teachers at this school expect my child to do his or her best.	1	2%	-	-	3	6%	20	38%	28	54%
Teachers at this school provide my child with useful feedback about his or her school work.	2	4%	2	4%	9	17%	19	37%	20	38%
Teachers at this school treat students fairly.	1	2%	2	4%	8	15%	17	33%	24	46%
This school is well maintained.	1	2%	2	4%	8	15%	22	42%	19	37%
My child feels safe at this school.	1	2%	2	4%	2	4%	13	25%	33	65%
I can talk to my child's teachers about my concerns.	2	4%	-	-	3	6%	13	25%	33	65%
Student behaviour is well managed at this school.	1	2%	4	8%	4	8%	19	37%	24	46%
My child likes being at this school.	1	2%	1	2%	4	8%	17	33%	29	56%
This school looks for ways to improve.	1	2%	2	4%	7	13%	19	37%	23	44%
This school takes parents' opinions seriously.	3	6%	4	8%	9	18%	18	35%	17	33%
Teachers at this school motivate my child to learn.	2	4%	-	-	5	10%	22	42%	23	44%

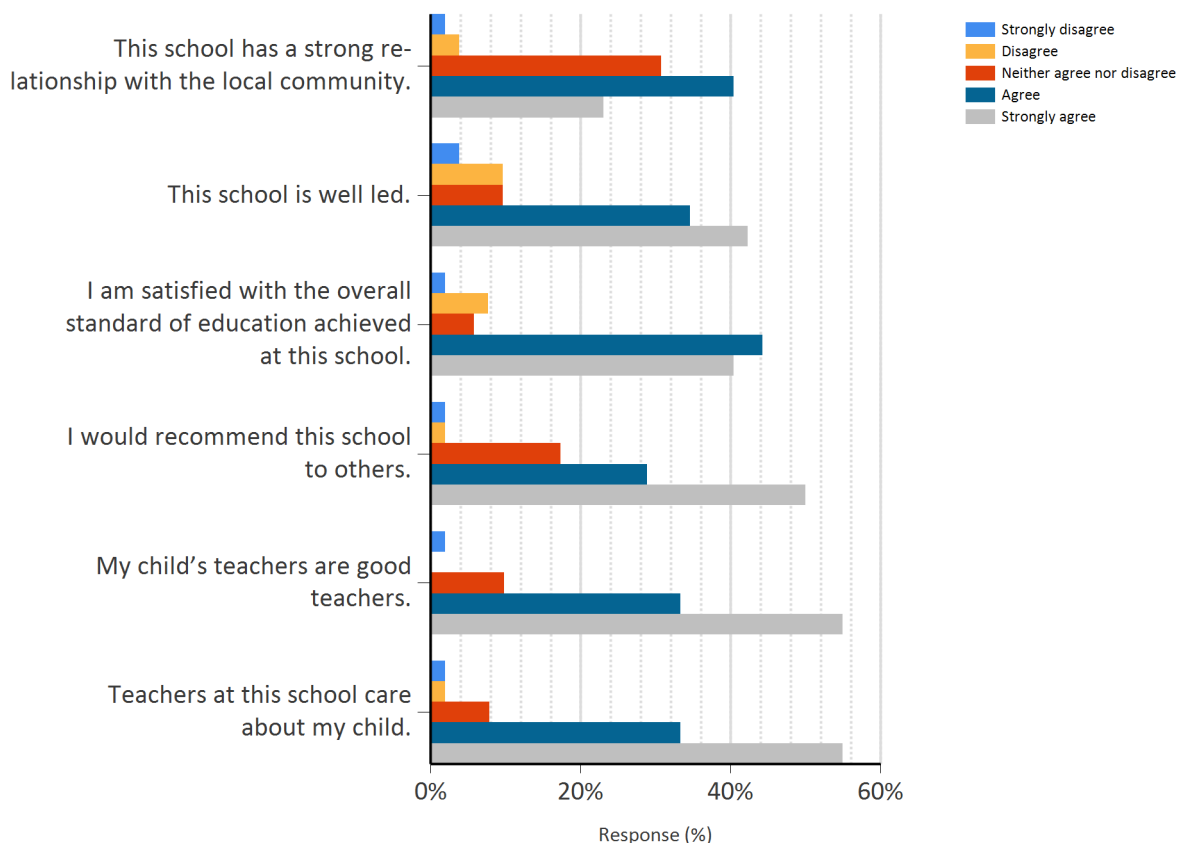
Yokine Primary School Parent Survey 2017

My child is making good progress at this school.	2	4%	-	-	6	12%	21	40%	23	44%
My child's learning needs are being met at this school.	2	4%	2	4%	6	12%	20	38%	22	42%
This school works with me to support my child's learning.	1	2%	1	2%	12	23%	16	31%	22	42%

4 . Please rate the items below.

Rating	Score
Strongly agree	5
Agree	4
Neither agree nor disagree	3
Disagree	2
Strongly disagree	1





	Strongly disagree		Disagree		Neither agree nor disagree		Agree		Strongly agree	
	Num	%	Num	%	Num	%	Num	%	Num	%
This school has a strong relationship with the local community.	1	2%	2	4%	16	31%	21	40%	12	23%
This school is well led.	2	4%	5	10%	5	10%	18	35%	22	42%
I am satisfied with the overall standard of education achieved at this school.	1	2%	4	8%	3	6%	23	44%	21	40%
I would recommend this school to others.	1	2%	1	2%	9	17%	15	29%	26	50%
My child's teachers are good teachers.	1	2%	-	-	5	10%	17	33%	28	55%
Teachers at this school care about my child.	1	2%	1	2%	4	8%	17	33%	28	55%